

**INTERNATIONAL JOURNAL OF ENGINEERING SCIENCES & RESEARCH
TECHNOLOGY****PARAMETRIC STUDY OF TRIBOLOGICAL PROPERTIES OF CLUTCH
MATERIALS****Sandeep Badlani*, Prof.Roopesh Tiwari, Prof Suman Sharma**
Truba College of Engineering and Technology, Indore.**ABSTRACT**

The science and technology of Interacting surfaces in relative motion & of associated subjects and practice is called Tribology. With the advancement of engineering applications, it's important to understand the properties of clutch materials which can sustain the various working conditions. The tribological properties play an important role in the application of clutch materials.. Here the clutch enables to crank and start the engine disengaging the transmission Disengage the transmission and change the gear to alter the torque on the wheel. Friction material properties are important to clutch performance. When applying sliding force on a rotating friction surfaces heat will be generated and the surface temperature will increase this change in temperature will change the properties of the material too. Due to friction between mating part some part of friction material get wear out.

The objectives of this research work were to investigate the effect of loads on friction and wear behavior of different clutch material discs under dry operating conditions and also to predict the nature of various clutch materials. We have conducted wear and friction analysis on the basis of load applied by using PIN-ON-DISK TEST METHOD. And wear rate can be used as a quantitative comparative value for wear resistance. The results showed that the Carbon Carbon clutch material is one of the best, with excellent gripping and less wear, as compared to other clutch material under test.

KEYWORDS— clutch materials, Tribology, Pin-on-disk test method.

INTRODUCTION

Clutch is very significant element of machine which plays a vital role in the transmission of power from one part (the driving a part of the machine) to a different (the driven part). A well-known use for the clutch is in automobile wherever it's used to connect the engine & the gearbox.

Clutch Materials like Asbestos, Semi metallic, sintered metal, Carbon Carbon and Mild Steel have been widely used. In order to subjecting the material into action, it is essential to look into their characteristics property which includes friction and wear. Hence it has become objective of the present work. Based on trials on the variation of load the properties like friction and wear.

METHODOLOGY

In our research work we are using Wear and Friction Monitor – ED 201 machine. The Ducom Wear and Friction Monitor – ED 201 consists of a rotating disc against which tests pin or ball is pressed with a known force. A provision for measurement of compound wear and frictional force is provided. This machine represents a considerable advance in terms of simplicity and convenience of operation. This machine is intended to use medium loads (0-30N) than the conventional machines and is intended for only dry condition. This machine facilitates analysis of friction and wear characteristics in sliding contacts under desired condition. Sliding occur between the stationary pin on a rotating disc. Normal load and wear track diameter can be varied to suit the test conditions. Tangential friction force and wear are monitored with electric sensors and displayed on the front panel.

With the help of Wear and Friction Monitor – ED 201 machine the experiment was conducted. The machine is specially

designed for the measurement of friction and wear of various specimens. The whole experiment divided into two phase. In first phase the accuracy of the machine Wear and Friction Monitor – ED 201 was checked. While in second phase four new specimens were chosen to find the friction and wear characteristics. In order to perform the first task, specimens were available along with the machine. Three materials namely Brass, Aluminum and Mild Steel were used as a specimens to check the accuracy of the machine Wear and Friction Monitor – ED 201. Then the experimental observed nature of the entire specimen used were comparing with the available theoretical nature. Friction and wear characteristics were obtained. The generated data were plotted on graph which shows individual nature and compare both properties by plotting on same graph. The graph between Experimental data and theoretical one was somehow similar this indicated that our procedure to obtaining the results were right.

For the second phase specimen of desired shape were required. For the same the raw material of Asbestos, Semi Metallic, Sintered Metals and Carbon were chosen.

This method is based on following principle:

1. Archard's equation: The Archard wear equation is a simple model used to describe sliding wear and is based around the theory of asperity contact. It concludes that the volume of the removed debris due to wear is proportional to the work done by friction forces.

$$Q = \frac{KWL}{H}$$

Where:

Q is the total volume of wear debris produced

K is a dimensionless constant

W is the total normal load

L is the sliding distance

H is the hardness of the softest contacting surfaces

WL is proportional to the work done by the friction forces as described by Reye's hypothesis.

2. Amontons' First Law: The force of friction is directly proportional to the applied load.

$$F_f \propto N$$

Where N is Normal load

3. Amontons' Second Law: The force of friction is independent of the apparent area of contact

4. Coulomb's Law of Friction: Kinetic friction is free from the sliding velocity.

Euler's law: the buckling of pin is said to what proportion axial load is applied:

$$\text{Axial force on pin causing the pin to buckle} = (\text{Pin material modulus of elasticity} * \text{Pin Dia.}^4) / \text{Pin Length}^2$$

It has been noticed that when we increase the load the friction was found to be increase. In case of Aluminium, friction increases in small amount at starting after that the rate was increased. In Brass the increasing rate of friction was constant and in Mild Steel the friction was increasing at starting and then shows the small change in friction with the increment of load. Also, in Mild Steel the change in friction was minimum as compare to others specimen, Bright bar shows little bit more friction.

The value of coefficient of friction with relevance to time, load and velocity for all materials in numerous values and graphical value for comparative study of all materials for choosing better of them. Carbon-carbon is that the best material for clutch as a result of clutch material ought to face up to with high thermal impact and high speed and carbon carbon is most up-to-date development during this field and ready to with stand at warm temperature and high speed than others.

Table 2.1 Result of Load V/s Friction

Load (Kg)	Friction for Asbestos	for Semi Metallic	Friction for Sintered Metal	for Carbon Carbon
0	1.2	1.2	0	1.2
0.5	2.6	6	0.4	1.9
1	3	7.5	1.1	4.3
1.5	3.6	9.5	4.2	6.6
2	4.5	11.5	7.8	15
2.5	6.2	13	8.5	20

Load (Kg)	Friction for Mild Steel	for Aluminum	Friction for Brass
0	0.1	0	1.7
0.5	0.1	0.3	2.9
1	0.5	0.9	4.2
1.5	1.4	2.4	5.4
2	2.4	3.7	6.4
2.5	3.7	4.7	7.9

It has been noticed that when we increase the load the wear was found to be increased. In case of Aluminium, wear increases at starting and then retarded. In Brass, the wear was increasing linearly and in Mild Steel the wear was increasing at starting and then remains constant with the increment of load. Asbestos shows the wear amount of 20 micrometer when it was subjected to testing conditions. Semi Metallic indicated the wear amount of 23 micrometer. Sintered metal clutch showed the wear amount of 17 micrometer. Carbon Carbon shows the less wear amount of 12 micrometer.

Table 2.2 Result of Load V/s Wear

Load (Kg)	Wear for Asbestos	Wear for Semi metallic	Wear for Sintered metal	Wear for Carbon Carbon
0	0	3	2	0
0.5	5	7	4	3
1	9	19	5	7
1.5	13	20	16	9
2	17	30	16	10
2.5	20	23	17	12

Load (Kg)	Wear for Mild steel	Wear for Aluminum	Wear for Brass
0	1	1.0	26
0.5	4	8	50
1	4	7.5	50
1.5	6	8.0	62
2	6	8.5	69
2.5	6	8.0	90

RESULT

3.1 COMPARATIVE EXPERIMENTAL AND THEORITICAL WEAR BEHAVIOR OF BRASS AND MILD STEEL

Experimental & Theoretical Nature

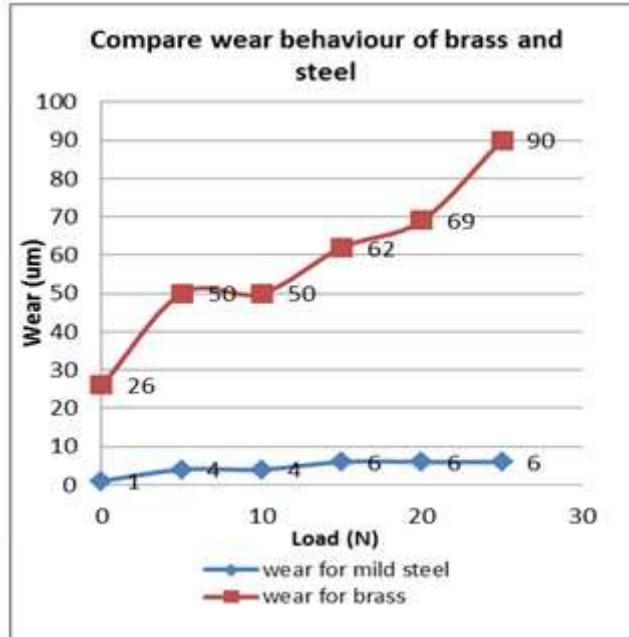


Figure 3.1

Experimental & Theoretical [10] Ne

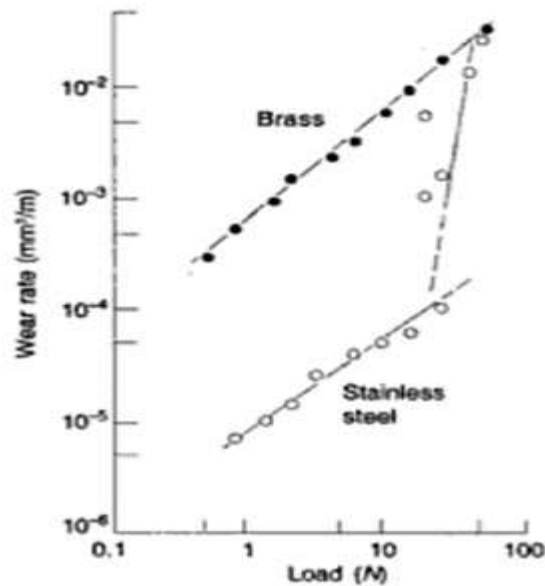


Figure 3.2

3.2 COMPARATIVE EXPERIMENTAL AND THEORITICAL WEAR BEHAVIOR OF ALUMINIUM
Experimental & Theoretical [10]

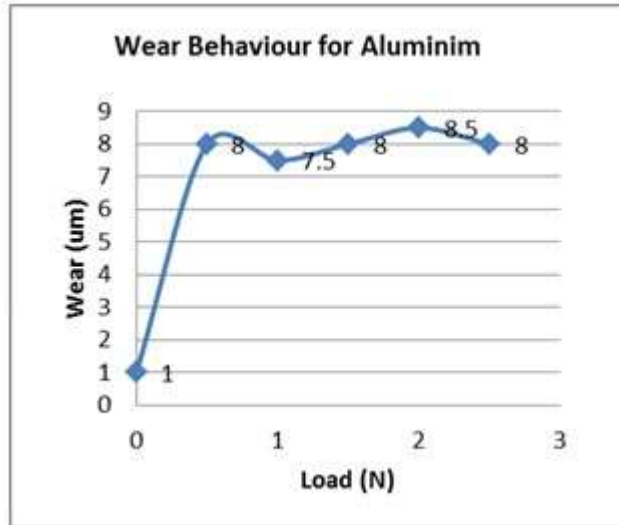


Figure 3.3

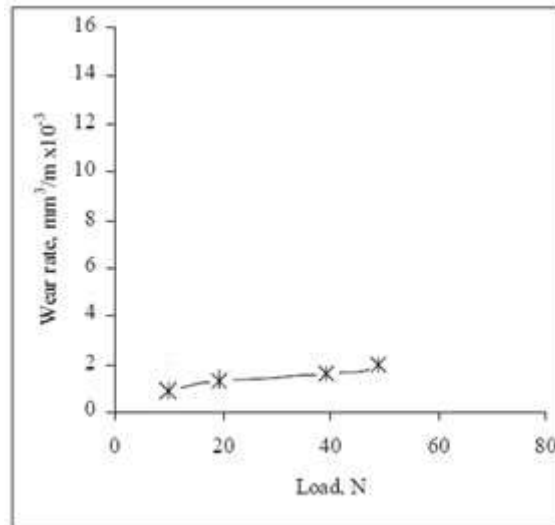


Figure 3.4

3.3 COMPARATIVE FRICTION AND WEAR NATURE OF ASBESTOS SEMI MEATALLIC, SINTERED METAL, CARBON CARBON FRICTION NATURE

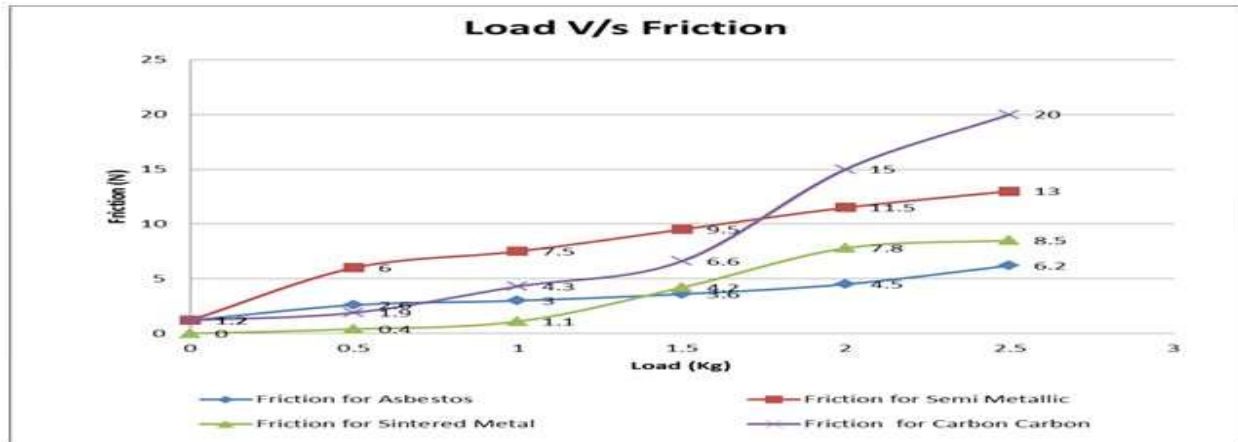


Figure 3.5

- Carbon- Carbon shows the maximum friction.
- Asbestos shows the minimum friction.

CONCLUSION

Clutch Materials like Asbestos, Semi metallic, sintered metal, Carbon Carbon and Mild Steel have been widely used. In order to subjecting the material into action, it is essential to look into their characteristics property which includes friction and wear. Hence it has become objective of the present work. Based on trials on the variation of load the properties like friction and wear vary, the following conclusions are made,

1. As per the experimental work performed, Brass shows the higher wear rate with respect to Aluminium and mild steel.
2. Carbon Carbon showed the best results.
3. With the help of results obtained describing the nature of Asbestos, Semi-Metallic, Sintered metal ,Carbon Carbon and Mild Steel, we can predict the nature which is helpful to understand the behavior of material at different conditions. After studying the Mechanical friction and wear properties of organic, semi metallic, sintered metal, Carbon Carbon and Mild Steel sample under the different loading conditions, the following works are suggested to be carried out in the future.

1. The similar studies can be made for other types of widely used materials etc.
2. The studies on friction and wear properties of sample can also be performed by variable speed.
3. The studies can be further extended for considering the effect of change in microstructure of the material with or without heat treatment.

REFERENCES

- [1] Prepared by Benjamin Mell & Guillaume Begin, Wear Rate Analysis Using Tribology & 3D Metrology, Today's standard for tomorrow's materials, 2010 NANOVEA
- [2] Pradnya Kobse, B.Chitranjan More, Performance Characteristics of a Disc Brake Friction Material, Performance Characteristics of a Disc Brake Friction Material, Institute of Technology, Nirma University, Ahmedabad-Dec-2010
- [3] Wenyi Yan, Noel P. O'Dowd, Esteban P. Busso, Numerical study of sliding wear caused by a loaded pin on a rotating disc.

- [4] Rikard Maki, Wet Clutch Tribology, Lulea University of Technology Department of Applied Physics and Mechanical Engineering Division of Machine Element, Doctoral Thesis, 2005.
- [5] Totten, G., E. Howes, and M. A.H, Steel Heat Treatment Handbook. 1997, Marcel Dekker, Inc. p. 157.
- [6] W. Ost, P. De Baets and J. Degrieck. The tribological behaviour of paper friction plates for wet clutch application investigated on SAE II and pin-on disk test rigs. 2001.
- [7] Breaux NJ, Keska JK (2002). Application of a Pin-on-disk test to determine abrasive wear, Proceedings of the 2002 ASEE GulfSouthwest Annual Conference. March 20-22. The University of Louisiana at Lafayette, USA.
- [8] D. Ješić “Applied Methods of Measuring when Selecting Mechanical and Tribological Properties of Materials” Tribotehnik, Titov trg 6/4, 51000 Rijeka, Croatia.
- [9] B. Ivković, A. Rac, “Tribologija, Jugoslovensko društvo za tribologiju”, Kragujevac, 1995, pp. 49-76.
- [10] Prashanta Sahu “Engineering Tribology”, Prentice-Hall of India Publication
- [11] Jost, H.P. Tribology, “How a word was coined 40 years ago” Tribol. Lubr. Technol. **2006**, 62, March, 24-28.